



NATIONAL ASSESSMENT AND ACCREDITATION COUNCIL, BENGALURU

Revised Accreditation Framework

1. Introduction:

In its existence of over two decades, National Assessment and Accreditation Council (NAAC) has continuously strived to improve its methodology.

Taking cognisance of changing trends in higher education and aligning the reforms and rapidly transforming global education scenario, NAAC has embarked in revising the Assessment and Accreditation (A&A) methodology. With inputs from the stakeholder feedback, Best Practices in A&A both at National and International and experiences of NAAC a concept note for the revised A&A methodology was prepared and extensively discussed in a National Workshop organised during February, 2017. Based on the outcome of the National Workshop and inputs provided during the meetings with MHRD and UGC, a draft Revised Accreditation Framework (RAF) was developed. Core Working Group (CWG) and Sectoral Working Groups (SWG) were set up to discuss and deliberate on the RAF. Inputs from several rounds of discussions and deliberations in the meetings of CWG and SWGs, resulted in a Quality Indicator Framework (QIF) for quality assessment of quality of the Higher. Several individuals and institutions responded to the QIF posted on the website of NAAC by providing critical inputs and volunteering for the Pilot study. The response to the Pilot study and feedback from different stakeholders to the QIF posted on NAAC and the outcome of several round of meetings and deliberations were placed for the National Consultative meeting held in New Delhi on 25th April 2017 in the presence of Hon'ble Minister of HRD followed by a final round of review by the CWG meeting on 28-30 April 2017 wherein the QIF was finalised.

The revised framework developed in partnership with stakeholders have a distinct focus on data capture for quantitative assessment and process details for qualitative assessment and is an effort to make the A&A process more robust, objective, transparent, outcome oriented and stake-holder friendly. !!

2. Revised Assessment and Accreditation Framework:

The Revised Assessment and Accreditation (A&A) Framework was launched in July 2017. It represents an explicit paradigm shift making it ICT enabled, objective, transparent, scalable and robust. The shift is:

- from qualitative peer judgement to data based quantitative indicator evaluation with increased objectivity and transparency
- towards extensive use of ICT confirming scalability and robustness
- in terms of simplification of the process drastic reduction in number of questions, size of the report, visit days, and so on

- In terms of boosting benchmarking as quality improvement tool. This has been attempted through comparison of NAAC indicators with other international QA frameworks
- Introducing pre-qualifier for peer team visit, as 30% of system generated score.
- Introducing *System Generated Scores (SGS)* with combination of online evaluation (about 70%) and peer judgement (about 30%)
- in introducing the element of *third party validation* of data
- in providing appropriate differences in the metrics, weightages and benchmarks to universities, autonomous colleges and affiliated/constituent colleges
- in revising several metrics to bring in enhanced participation of students and alumni in the assessment process

Annexure 1 - The attached table gives details of distribution of weightage across Seven (7) Criteria and Thirty-four (34) Key Indicators (KIs).

3. The Process:

- **Institutional Information for Quality Assessment (IIQA) and Self Study Report (SSR)**
The three level accreditation processes would be more ICT enabled with Student Satisfaction Survey and Data Verification and Validation adding value to the process. The **first level** would be submission of **Institutional Information for Quality Assessment (IIQA)** which is more or less similar to the Letter of Intent (LoI) of the earlier process. Unlike in the earlier system, two specific Windows will be opened in an year for HEIs to submit their applications. The first window will be from May – June and the second window will be from November-December.
Attempts have been made to make the whole process user friendly and link the formats with National databases on HEIs. Towards this providing the AISHE reference number/code is mandatory at the application stage itself and affiliating Institutions can submit a self declaration with reference to the latest affiliation status. On acceptance of the IIQA, institutions can submit their data /information online in the formats provided as Manuals for **Self Study Report (SSR)**. There would be no requirement for submission of hard copies of the SSR. The formats for submission of online SSR are available on NAAC website.
- **Data Validation and Verification (DVV) and Pre-qualifier Score**
At the **second level**, data /information submitted in the SSR will be subjected to an online assessment mechanism/process with **Data Validation and Verification (DVV)** process after an **online evaluation generating a pre-qualifier score**. Institutions securing 30% on the quantitative metrics will qualify for onsite peer review/ assessment. The pre-qualifier scores are exclusive of the Student Satisfaction Survey (SSS).

➤ **Preparation towards Student Satisfaction Survey (SSS)**

The introduction of Student Satisfaction Survey (SSS) is an attempt to engage students who are the main stakeholders in the quality assurance process. The SSS is conducted concurrent to the DVV. The scores obtained in the SSS will be part of the overall CGPA. For taking the Student Satisfaction Survey institutions will be required to submit the details of all the students enrolled in the institution i.e. student enrolment number, Programme, Year of Study(1st year, 2nd year etc.),email Id and mobile number. NAAC will randomly select students for the survey to be responded on the questionnaire of NAAC. Response from 10% of the enrolled students qualifies for scoring on the metric.

➤ **Onsite Assessment - Peer Review by Visiting Teams**

The **onsite assessment** will be a peer review by visiting teams nominated by NAAC and will focus on the assessment of the information provided on the qualitative metrics. The quantitative and qualitative metrics are distributed in proportion of around 2/3rd and 1/3rd respectively.

HEIs will submit the information and data online in the formats provided by NAAC. The compiled online SSR will be used for the onsite and offsite evaluations.

Institutions scoring 30% and above qualify for the third level of A&A which would have two sub processes viz. Onsite assessment by visiting Peer Teams and generation of results by the NAAC.

- a.) an Onsite assessment of the qualitative components of the SSR by a visiting team resulting in generation of a qualitative report of the institution identifying the strengths, weaknesses, opportunities and challenges(SWOC) and assigning scores as per the performance on each of the qualitative metric.
- b.) On completion of onsite evaluation NAAC will combine the scores assigned by the teams, the pre-qualifier scores and the SSS to arrive at overall Criterion wise Grade Point Averages (CrGPA).
- c.) The final outcome will be placed for approval of Executive council of NAAC before declaring the Accreditation status and the institutional Grade.

Based on the size and scope of academic offerings at the HEIs, the number of days and experts for onsite visit may vary from 2-3 days with 2-5 expert reviewers visiting the institutions. The visiting teams' role would be very specific in the revised model limited to Qualitative Metrics (QM). The teams would play an important role in reviewing the intangible aspects.

Unlike in the past NAAC will not pre-disclose the details of the visiting teams and HEIs will not be responsible for **Logistics for the Visiting Teams**. NAAC will make necessary logistics.

➤ **The Grading Pattern – Introduction of Grade Qualifiers**

The revised framework will be more ICT intensive and ‘outcome based’. The current grading pattern of NAAC (A++, A+, A, B++, B+, B, C, D) would be continued for accreditation.

CGPA	Letter Grade	Status
3.76 – 4.00	A++	Accredited
3.51 – 3.75	A+	Accredited
3.01 – 3.50	A	Accredited
2.76 – 3.00	B++	Accredited
2.51 – 2.75	B+	Accredited
2.01 – 2.50	B	Accredited
1.51 – 2.00	C	Accredited
≤ 1.50	D	Not Accredited

A system of applying minimum qualifiers for achieving a grade has been designed and will be implemented. For eg. Universities should score a minimum of 3.01 in Criteria 1, 2 and 3 for achieving a “A” “A+” “A++” grade.

4. Penalties:

Institutions submitting fraudulent data or information will be debarred from the accreditation process and legal actions initiated.

5. Appeals Mechanism:

Aggrieved Institutions can appeal to NAAC after the declaration of the final accreditation result and Grade. The mechanism of Appeal is similar to the existing one.

6. Timelines for A&A Process in Inaugural window:

Inaugural Window	Start date	End date
Institutional Information for Quality Assessment (IIQA) for Universities	5.7.2017	31.8.2017
IIQA for Colleges	25.7.2017	31.8.2017
Online submission of SSR for Universities commences from	10.8.2017	30.9.2017
Online submission of SSR for Colleges commences from	20.8.2017	30.9.2017
Manuals for Universities uploaded on NAAC website	20.7.2017	
Manuals for Colleges uploaded on NAAC website	31.7.2017	
Next window for HEI's seeking Assessment and Accreditation	1.11.2017	31.12.2017

For further details on the process and formats for submission of online IIQA, SSR, Student Satisfaction Survey, Fee structure etc. please login to NAAC website: <http://www.naac.gov.in/>.

Annexure: 1

Table: Distribution of Weightages across 7 Criteria and 34 Key Indicators (KIs)

Criteria	Key Indicators (KIs)	Universities	Autonomous Colleges	Affiliated Colleges
1. Curricular Aspects	1.1 *(U)Curriculum Design and Development	50	50	NA
	1.1. *(A) Curricular Planning and Implementation	NA	NA	20
	1.2 Academic Flexibility	50	40	30
	1.3 Curriculum Enrichment	30	40	30
	1.4 Feedback System	20	20	20
	Total	150	150	100
2. Teaching-Learning and Evaluation	2.1 Student Enrolment and Profile	10	20	30
	2.2 Catering to Student Diversity	20	30	50
	2.3 Teaching-Learning Process	20	50	50
	2.4 Teacher Profile and Quality	50	60	80
	2.5 Evaluation Process and Reforms	40	40	50
	2.6 Student Performance and Learning Outcomes	30	50	40
	2.7 Student satisfaction Survey	30	50	50
	Total	200	300	350
3. Research, Innovations and Extension	3.1 Promotion of Research and Facilities	20	20	NA
	3.2 Resource Mobilization for Research	20	10	10
	3.3 Innovation Ecosystem	30	20	10
	3.4 Research Publications and Awards	100	20	20
	3.5 Consultancy	20	10	NA
	3.6 Extension Activities	40	50	60
	3.7 Collaboration	20	20	20
	Total	250	150	120

4. Infrastructure and Learning Resources	4.1 Physical Facilities	30	30	30
	4.2 Library as a Learning Resource	20	20	20
	4.3 IT Infrastructure	30	30	30
	4.4 Maintenance of Campus Infrastructure	20	20	20
	Total	100	100	100
5. Student Support and Progression	5.1 Student Support	30	30	50
	5.2 Student Progression	40	30	45
	5.3 Student Participation and Activities	20	30	25
	5.4 Alumni Engagement	10	10	10
	Total	100	100	130
6. Governance, Leadership and Management	6.1 Institutional Vision and Leadership	10	10	10
	6.2 Strategy Development and Deployment	10	10	10
	6.3 Faculty Empowerment Strategies	30	30	30
	6.4 Financial Management and Resource Mobilization	20	20	20
	6.5 Internal Quality Assurance System	30	30	30
	Total	100	100	100
7. Institutional Values and Best Practices	7.1 Institutional Values and Social Responsibilities	50	50	50
	7.2 Best Practices	30	30	30
	7.3 Institutional Distinctiveness	20	20	20
	Total	100	100	100
	TOTAL SCORE	1000	1000	1000

*

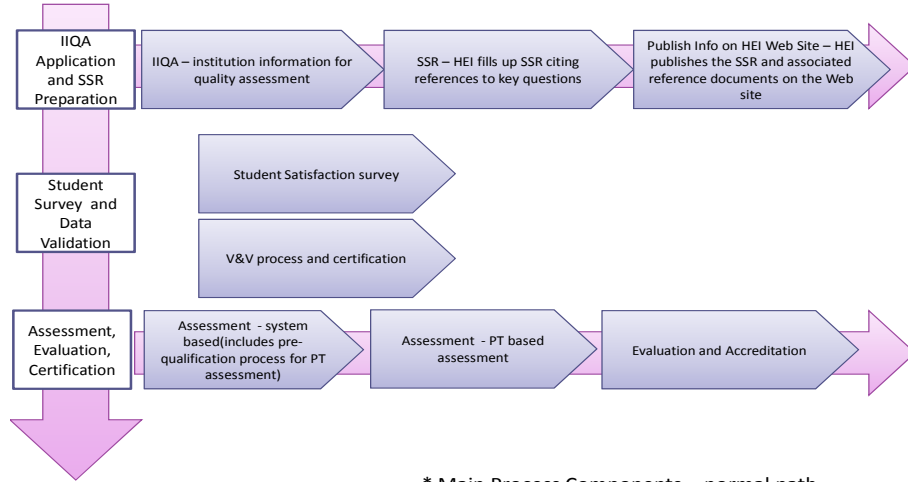
(U) - applicable only for Universities and Autonomous Colleges

(A) - applicable only for the Affiliated/Constituent Colleges

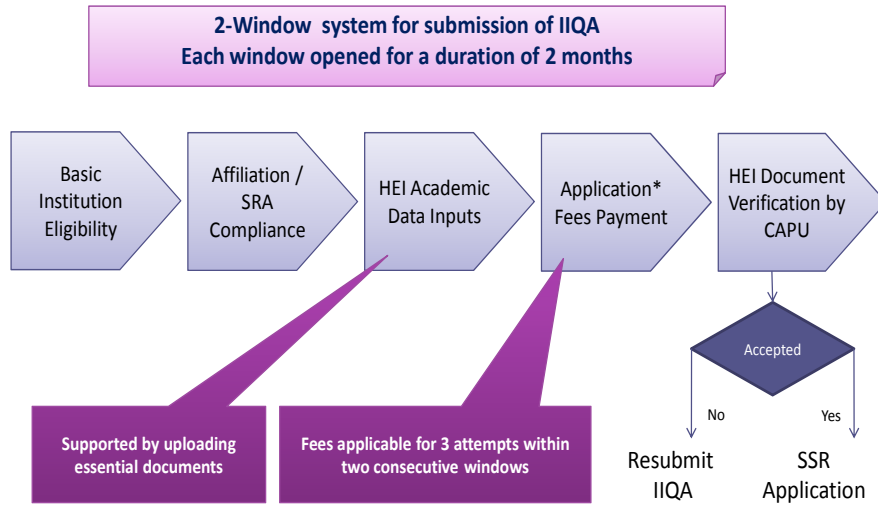
NA - Not Applicable

Revised Assessment and Accreditation Process of NAAC

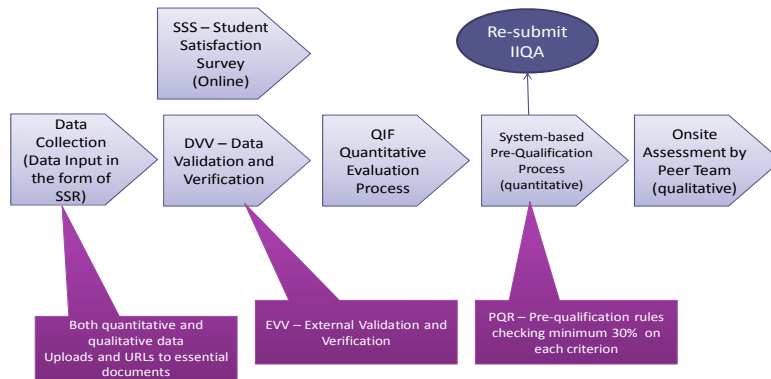
NAAC A&A Process*



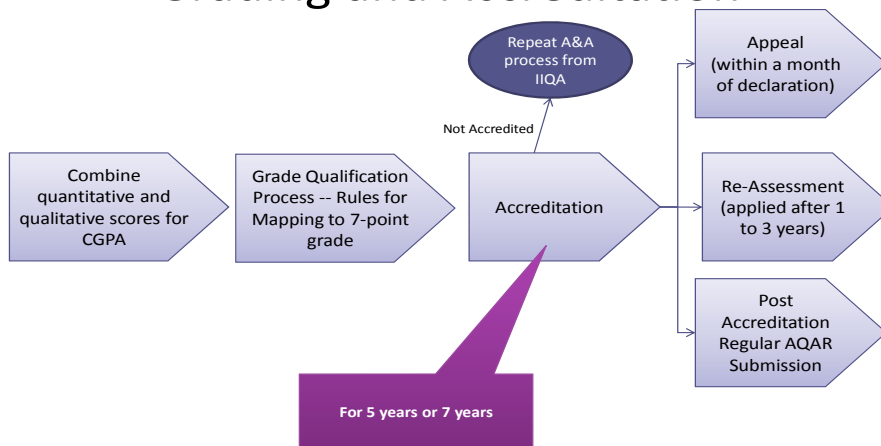
IIQA Application Process



SSR Application and Assessment



Grading and Accreditation



* * * * *